

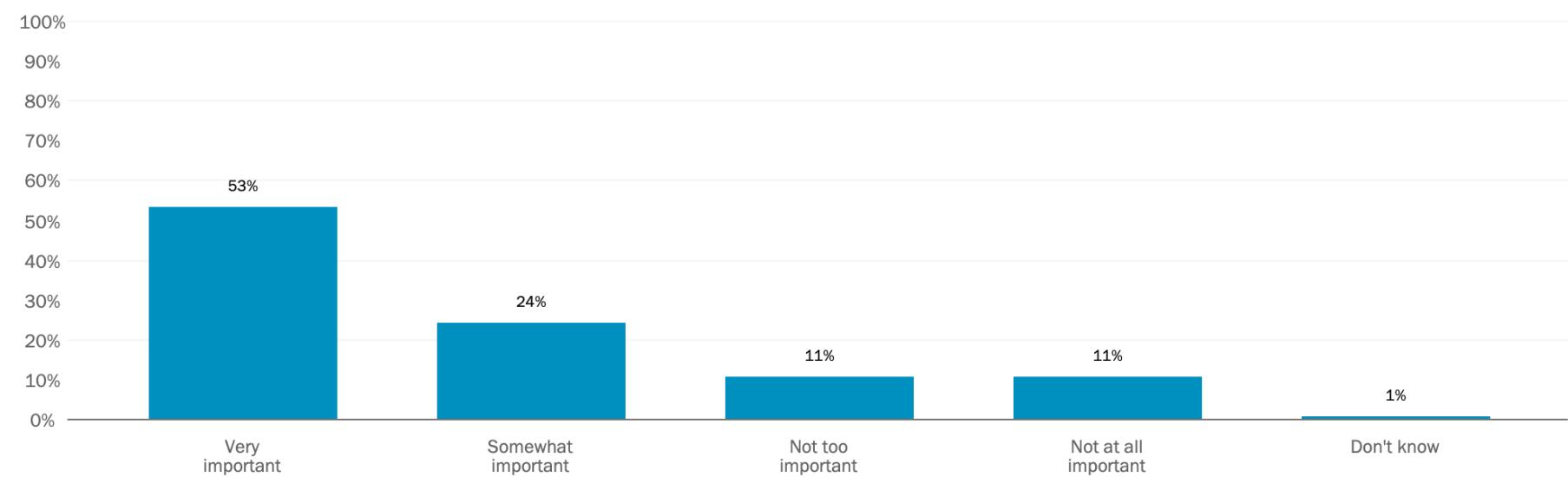
Why American Religion Broke and How to Fix It

Session 1

Rabbi Sid Schwarz

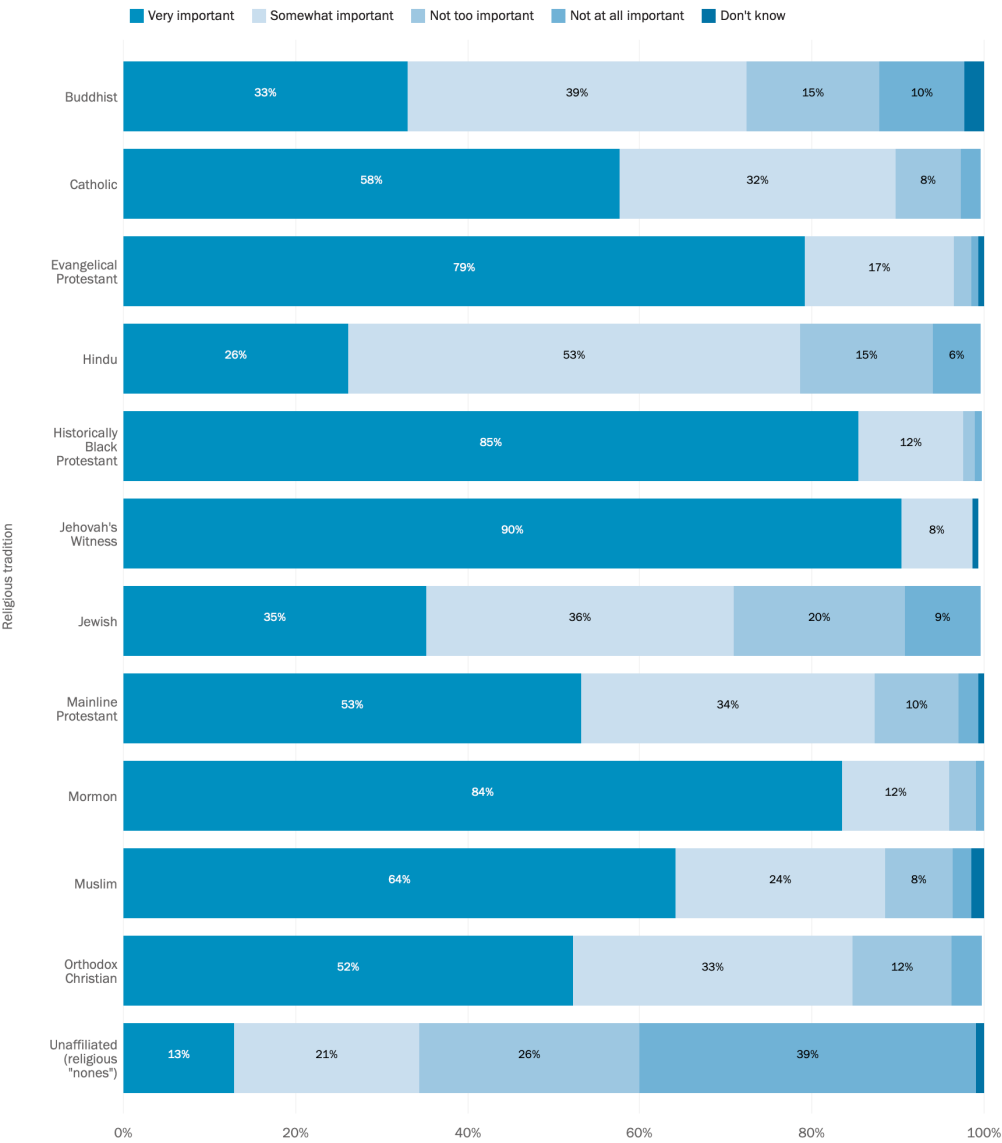
Importance of religion in one's life

% of adults who say religion is...



From the Pew Research Center Religious Landscape Study, 2014

**Importance of religion in
one's life by religious group**
% of adults who say religion is...



From the Pew Research Center Religious Landscape Study, 2014

Religious Institutions Widely Viewed as Forces for Societal Good

% who agree that churches and other religious institutions ...

	Bring people together and strengthen community bonds	Play important role in helping poor and needy	Protect and strengthen morality in society
	%	%	%
Total	89	87	75
Christian	92	90	83
Protestant	93	91	85
<i>Evangelical</i>	94	92	87
<i>Mainline</i>	93	91	82
<i>Historically black</i>	89	88	81
Catholic	91	89	82
Orthodox Christian	93	87	74
Mormon	97	94	92
Jehovah's Witness	57	68	41
Non-Christian faiths	86	82	62
Jewish	88	85	63
Muslim	88	89	83
Buddhist	86	78	65
Hindu	88	81	73
Unaffiliated	81	78	54
Atheist	75	71	31
Agnostic	85	84	52
Nothing in particular	81	78	59
<i>Religion not important¹</i>	78	76	50
<i>Religion important¹</i>	86	81	71

Source: 2014 Religious Landscape Study, conducted June 4-Sept. 30, 2014. These questions were not asked in the 2007 Religious Landscape Study.

How the U.S. Public Became Less Religious

As of 2014, the religiously affiliated are, by and large, about as religious as they were in 2007 ...

Among the religiously affiliated

Believe in God
97% — 97%

65 — 66 Pray daily
64 — 62 Say religion is very important to them
63 — 62 Attend religious services at least monthly

2007 2014

... but the percentage of adults who describe themselves as religiously affiliated has shrunk.

% of adults who are religiously affiliated

83 — 77

2007 2014

At the same time, the percentage of adults who are religiously unaffiliated has jumped about 7 points ...

% of adults who are religiously unaffiliated

16 — 23

2007 2014

... and the “nones” have become even more secular in their beliefs and practices.

Among religiously unaffiliated

70 — 61 Believe in God

22 — 20 Pray daily
16 — 13 Religion very important
10 — 9 Attend services at least monthly

2007 2014

The net result is an overall U.S. adult population that has become slightly less religious.

Among all U.S. adults

92 — 89 Believe in God

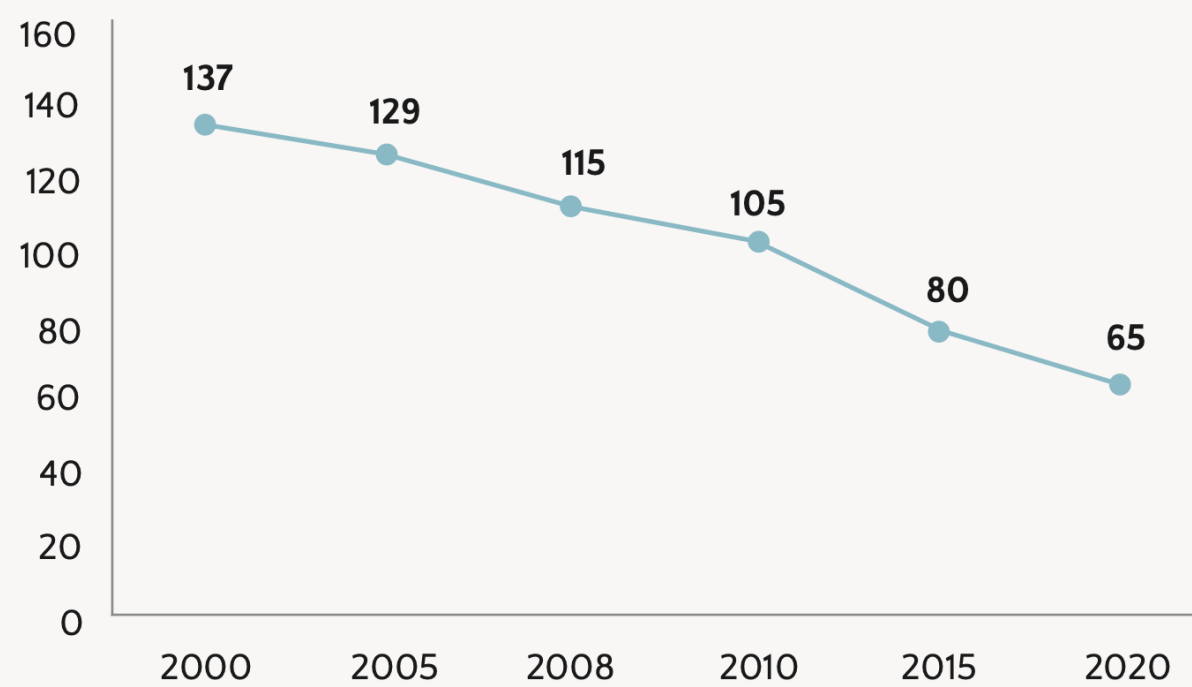
58 — 55 Pray daily
56 — 53 Religion very important
54 — 50 Attend services at least monthly

2007 2014

Source: 2014 Religious Landscape Study, conducted June 4-Sept. 30, 2014.

PEW RESEARCH CENTER

Declining Median Worship Attendance among US Congregations

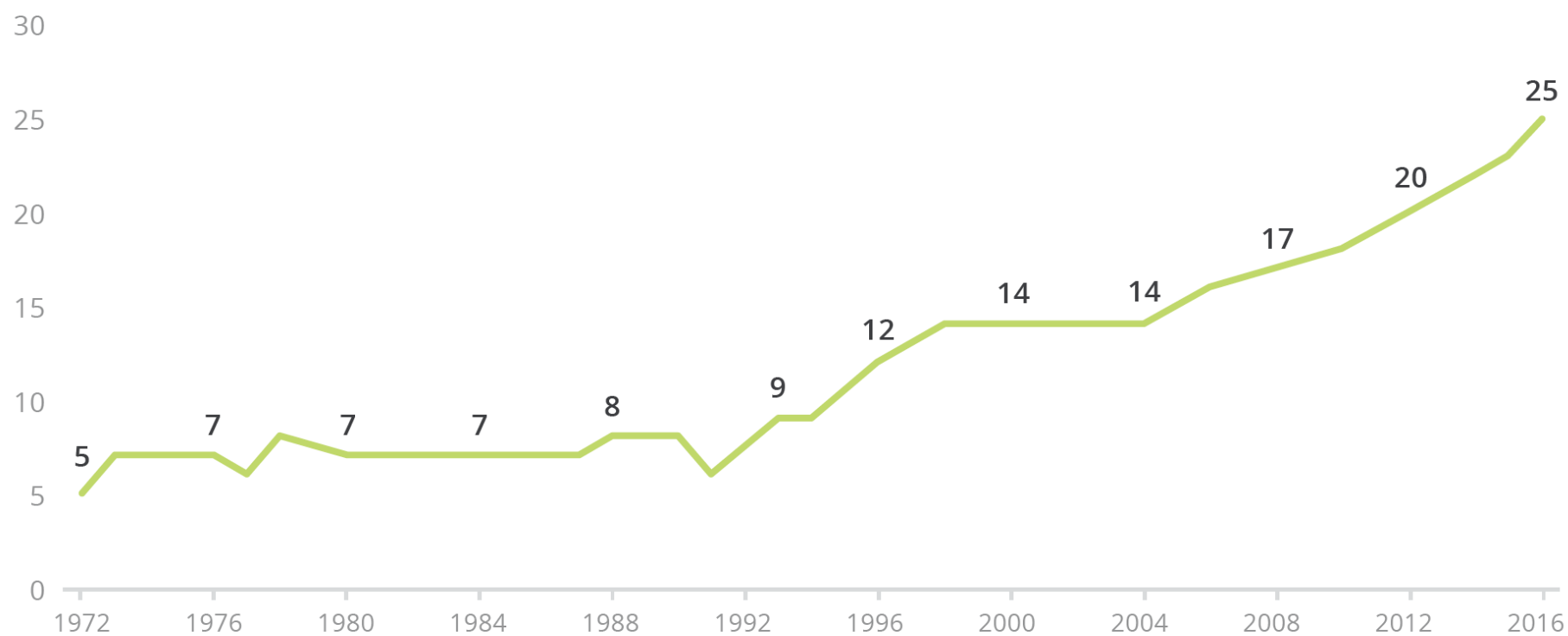


Source: 2020 Faith Communities Today survey, Hartford Institute for Religion Research

Figure 6

FIGURE 1. Growth of the Religiously Unaffiliated, 1972-2016

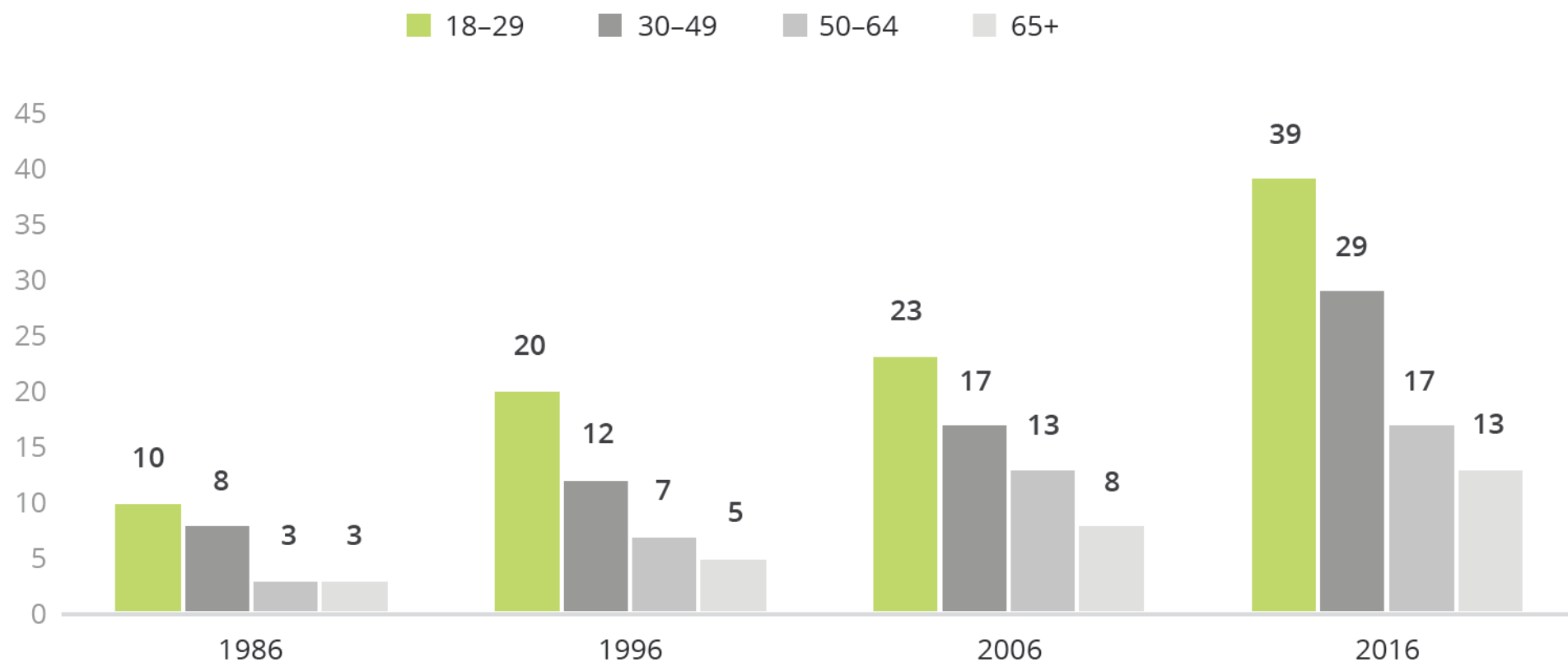
Percent of population



Sources: General Social Survey, 1974-2012; PRRI Surveys, 2014-2016.

FIGURE 2. More Young Adults are Unaffiliated than in the Past

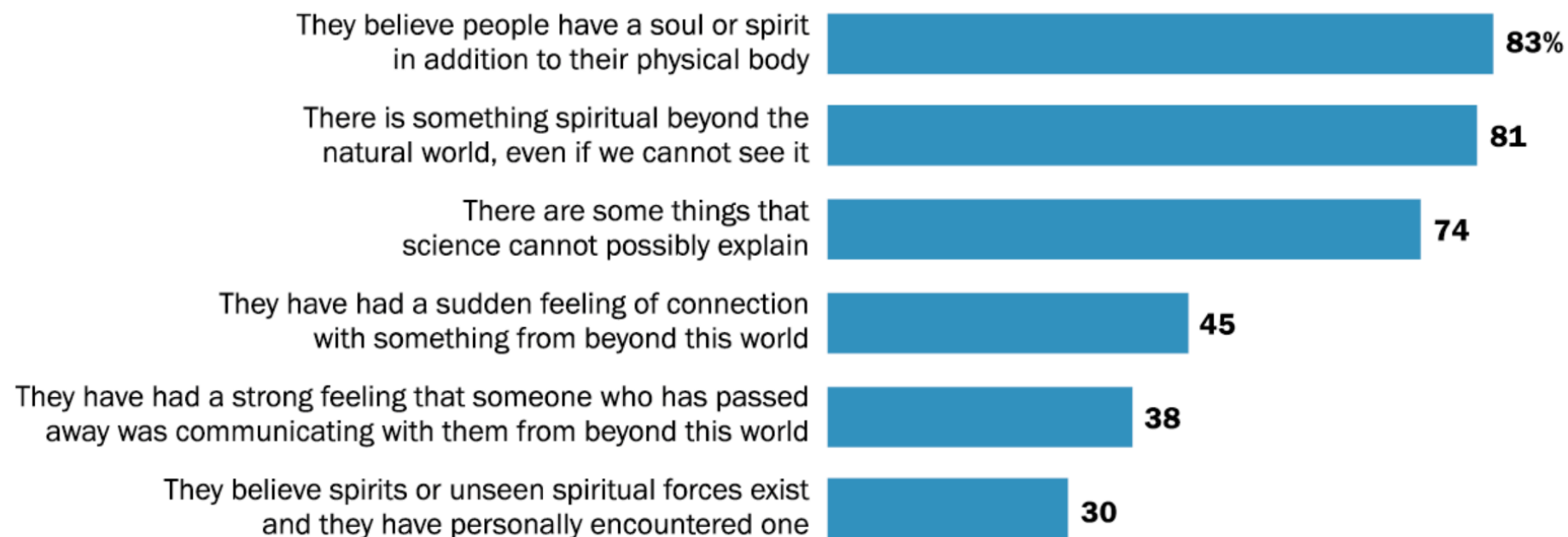
Percent of each age group who are religiously unaffiliated, 1986-2016



Sources: General Social Survey, 1986, 1996, 2006; PRRI/RNS August 2016 Survey

Most Americans believe people have a soul or spirit

% of U.S. adults who say ...



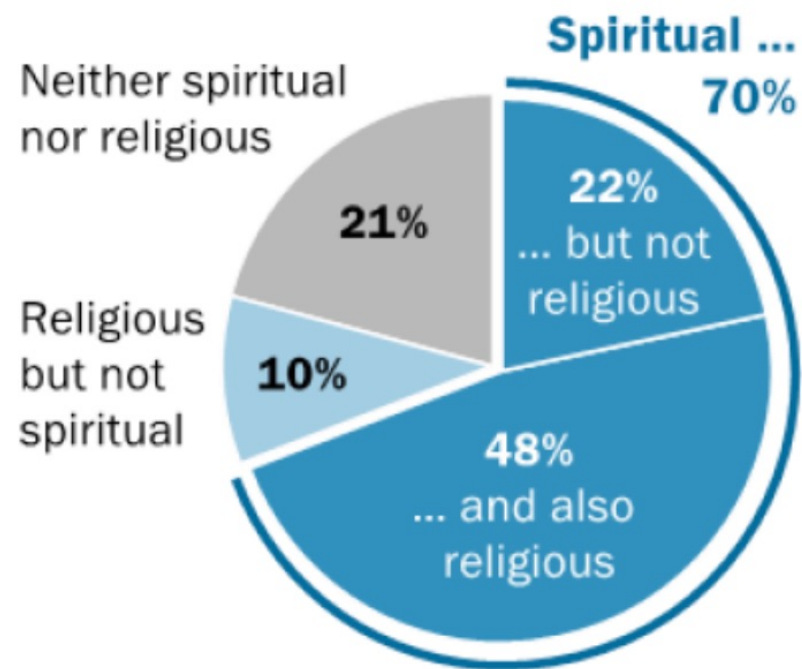
Source: Survey of U.S. adults conducted July 31-Aug. 6, 2023.

"Spirituality Among Americans"

PEW RESEARCH CENTER

22% of Americans are spiritual but not religious

% of U.S. adults who are ____



Pew Research Center

Defining SBNRs (Spiritual but not Religious)

- Rejection of “normative” western theology for alternative/Eastern models
- Rejection of dogmas and judgmentalism
- Personal autonomy over authority of religious bodies
- Disillusionment at ethical lapses of religious authorities
- Hybridity and Syncretism
- Nature and Experience